

Q.PEAK DUO-G5 305-330

Q.ANTUM SOLAR MODULE

The new **Q.PEAK DUO-G5** solar module from Q CELLS impresses thanks to innovative **Q.ANTUM DUO Technology**, which enables particularly high performance on a small surface. **Q.ANTUM's** world-record-holding cell concept has now been combined with state-of-the-art circuitry half cells and a six-busbar design, thus achieving outstanding performance under real conditions - both with low-intensity solar radiation as well as on hot, clear summer days.



Q.ANTUM TECHNOLOGY: LOW LEVELIZED COST OF ELECTRICITY

Higher yield per surface area, lower BOS costs, higher power classes, and an efficiency rate of up to 19.9%.



INNOVATIVE ALL-WEATHER TECHNOLOGY

Optimal yields, whatever the weather with excellent low-light and temperature behavior.



ENDURING HIGH PERFORMANCE

Long-term yield security with Anti LID and Anti PID Technology¹, Hot-Spot Protect and Traceable Quality Tra.Q™.



EXTREME WEATHER RATING

High-tech aluminum alloy frame, certified for high snow (5400 Pa) and wind loads (4000 Pa) regarding IEC.



A RELIABLE INVESTMENT

Inclusive 12-year product warranty and 25-year linear performance guarantee².



STATE OF THE ART MODULE TECHNOLOGY

Q.ANTUM DUO combines cutting edge cell separation and innovative wiring with Q.ANTUM Technology.



THE IDEAL SOLUTION FOR:



Rooftop arrays on residential buildings



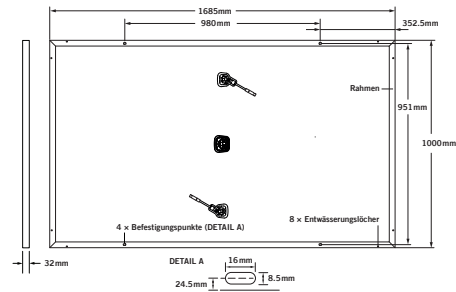
Rooftop arrays on commercial/industrial buildings

¹ APT test conditions according to IEC/TS 62804-1:2015, method B (-1500V, 168h)

² See data sheet on rear for further information.

MECHANICAL SPECIFICATION

Format	66.3 in × 39.4 in × 1.26 in (including frame) (1685 mm × 1000 mm × 32 mm)
Weight	41.2 lbs (18.7 kg)
Front Cover	0.13 in (3.2 mm) thermally pre-stressed glass with anti-reflection technology
Back Cover	Composite film
Frame	Black anodized aluminum
Cell	6 × 20 monocrystalline Q.ANTUM solar half-cells
Junction box	2.76-3.35 in × 1.97-2.76 in × 0.51-0.83 in (70-85 mm × 50-70 mm × 13-21 mm), decentralized, IP67
Cable	4 mm ² Solar cable; (+) ≥ 43.3 in (1100 mm), (-) ≥ 43.3 in (1100 mm)
Connector	Multi-Contact MC4, IP65 and IP68



ELECTRICAL CHARACTERISTICS

POWER CLASS			305	310	315	320	325	330
MINIMUM PERFORMANCE AT STANDARD TEST CONDITIONS, STC¹ (POWER TOLERANCE +5W / -0W)								
Minimum	Power at MPP²	P_{MPP} [W]	305	310	315	320	325	330
	Short Circuit Current*	I_{SC} [A]	9.93	9.98	10.04	10.09	10.14	10.20
	Open Circuit Voltage*	V_{OC} [V]	39.35	39.61	39.87	40.13	40.40	40.66
	Current at MPP*	I_{MPP} [A]	9.44	9.50	9.55	9.60	9.66	9.71
	Voltage at MPP*	V_{MPP} [V]	32.30	32.64	32.98	33.32	33.65	33.98
	Efficiency²	η [%]	≥18.1	≥18.4	≥18.7	≥19.0	≥19.3	≥19.6
MINIMUM PERFORMANCE AT NORMAL OPERATING CONDITIONS, NOC³								
Minimum	Power at MPP²	P_{MPP} [W]	226.0	229.7	233.4	237.2	240.9	244.6
	Short Circuit Current*	I_{SC} [A]	8.00	8.05	8.09	8.14	8.18	8.22
	Open Circuit Voltage*	V_{OC} [V]	36.80	37.05	37.30	37.54	37.79	38.04
	Current at MPP*	I_{MPP} [A]	7.43	7.47	7.51	7.56	7.60	7.64
	Voltage at MPP*	V_{MPP} [V]	30.43	30.75	31.07	31.39	31.70	32.01

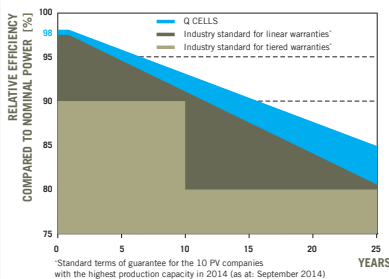
¹1000W/m², 25°C, spectrum AM 1.5G

² Measurement tolerances STC ±3%; NOC ±5%

³800W/m², NOCT, spectrum AM 1.5G

* typical values, actual values may differ

Q CELLS PERFORMANCE WARRANTY

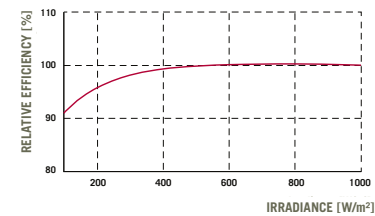


At least 98% of nominal power during first year. Thereafter max. 0.54% degradation per year. At least 93.1% of nominal power up to 10 years. At least 85% of nominal power up to 25 years.

All data within measurement tolerances. Full warranties in accordance with the warranty terms of the Q CELLS sales organization of your respective country.

¹Standard terms of guarantee for the 10 PV companies with the highest production capacity in 2014 (as at: September 2014)

PERFORMANCE AT LOW IRRADIANCE



Typical module performance under low irradiance conditions in comparison to STC conditions (25°C, 1000W/m²).

TEMPERATURE COEFFICIENTS

Temperature Coefficient of I_{SC}	α [%/K]	+0.04	Temperature Coefficient of V_{OC}	β [%/K]	-0.28
Temperature Coefficient of P_{MPP}	γ [%/K]	-0.37	Normal Operating Cell Temperature	NOCT [°F]	113 ± 5.4 (45 ± 3°C)

PROPERTIES FOR SYSTEM DESIGN

Maximum System Voltage V_{sys}	[V]	1000 (IEC) / 1000 (UL)	Safety Class	II
Maximum Series Fuse Rating	[A DC]	20	Fire Rating	C (IEC) / TYPE 1 (UL)
Design load, push (UL)²	[lbs/ft ²]	75 (3600 Pa)	Permitted module temperature on continuous duty	-40°F up to +185°F (-40°C up to +85°C)
Design load, pull (UL)²	[lbs/ft ²]	55.6 (2666 Pa)	² see installation manual	

QUALIFICATIONS AND CERTIFICATES

UL 1703; VDE Quality Tested; CE-compliant; IEC 61215 (Ed.2); IEC 61730 (Ed.1) application class A



PACKAGING INFORMATION

Number of Modules per Pallet	32
Number of Pallets per 53' Trailer	30
Number of Pallets per 40' High Cube Container	26
Pallet Dimensions (L × W × H)	69.3 in × 45.3 in × 46.9 in (1760 mm × 1150 mm × 1190 mm)
Pallet Weight	1415 lbs (642 kg)

NOTE: Installation instructions must be followed. See the installation and operating manual or contact our technical service department for further information on approved installation and use of this product.

Hanwha Q CELLS America Inc.

300 Spectrum Center Drive, Suite 1250, Irvine, CA 92618, USA | TEL +1 949 748 59 96 | EMAIL inquiry@us.q-cells.com | WEB www.q-cells.us