

Simplified management of solar and storage systems

Conext™ Gateway

Introducing a powerful new control solution that provides local system configuration and management as well as live system monitoring for the residential and commercial range of solar and storage products



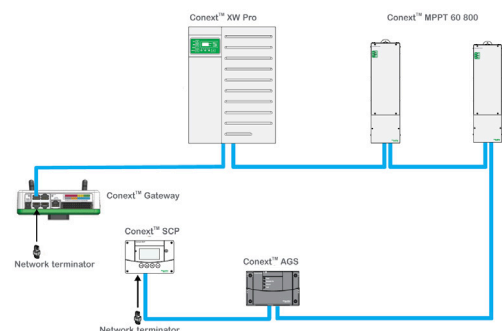
Solution at a glance

The new Conext™ Gateway provides local system configuration and management as well as live system monitoring for the residential and commercial range of solar products.

To accelerate the installation and system setup process, the Conext™ Gateway offers wireless connectivity along with more intuitive configuration and system management tools. To give users better insights into your solar system performance, the Conext™ Gateway's graphing and reporting interfaces are completely updated.

The Conext™ Gateway together with Conext™ Insight 2 will bring system monitoring and remote management to the cloud.

The Conext™ Gateway is compatible with the new Conext™ XW Pro and the rest of the residential and commercial range of solar and storage products.



Conext™ Gateway

Advanced diagnostics for solar and battery systems

Higher return on investment

- Monitor solar system performance in real time on your local network
- Monitor your system from anywhere using Conext™ Insight 2
- Measure and compare energy performance over varying time frames

Flexible

- Multiple visualizations for trend analysis as well as custom data logging for diagnostics
- Retrieve data logs or system information through USB, Micro-SD card, RS485, Ethernet or Wi-Fi
- Built-in wireless connectivity for easy configuration and access*
- Dual Xanbus channels to support larger networks of devices
- Modbus support for string inverters and third-party Modbus devices*
- Canbus ready for compatible storage systems (e.g., Li-ion batteries)

Easy to service

- View or download an events log for faster troubleshooting
- Upgrade Conext™ Gateway and other Conext™ devices firmware through Gateway's web application
- Remotely manage system settings and firmware updates from Conext™ Insight 2*

Easy to install

- Configure devices remotely on the web
- Surface or DIN-Rail mounting options
- Multiple power supply options; AC adapter or Xanbus
- Simplified configuration options to accelerate system configurations

* Some features may be in development and not available at the time of the publication of this datasheet.

Applications



Rooftop for feed-in-tariff



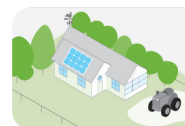
Rooftop for self-consumption with storage
Rooftop for self-consumption / net metering



PV-Diesel hybridization



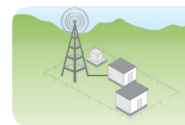
Storage / backup power



Commercial off-grid



Microgrids



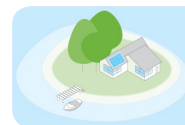
Telecom towers



Residential grid-tie solar with battery backup



Residential self-consumption with storage



Residential off-grid



Residential backup power

Technical Specifications

Conext™ Gateway

Device short name	Conext™ Gateway
Electrical Specifications	
Power consumption	2 W average / 10 W peak
AC/DC adapter (supplied)	Input: 100-240V AC, 50-60Hz, 0.6A, Output: 12V DC, 1.5A, 5.5mm outer, 2.1mm center-positive jack
Xanbus	When connected to Conext XW Pro / SW or MPPT 80 600 providing network power
24V on 26-pin connector	24V DC, 1A max input only through pins 1 and 2 Accepts 16 - 24 AWG pin wire size
Physical Specifications	
Part number	865-0329
Weight (device only)	340 g / 0.75 lb
Dimensions (device only) (W × H × D)	134 x 137.4 x 48.5 mm / 5.3 × 5.4 × 1.9 inches
Shipping package dimensions	158 × 158 × 188 mm / 6.2 × 6.2 × 7.4 inches
Shipping package weight	2 kg / 4.5 lb
Housing / Mounting system	ABS Plastic / 35-mm DIN rail clip
IP rating / Mounting Location	IP 20, NEMA 1, Indoor only
Status Display	7 x LEDs
Temperature	Operating: -4 to 122 °F / -20 to 50 °C Storage: -40 to 185 °F / -40 to 85 °C Maximum case temperature: 140 °F / 60 °C
Humidity	Operating: < 95%, non-condensing Storage: <95%
Features	
Programmable dry contact relay	Screw 3-terminal, 16-24 AWG, NC-Com-NO, Form: Class 2, 24 V DC, 4 A max SELV input only
Graphical user interface	Internet Browser
Remote firmware upgrades	Yes (Conext Gateway and connected Xanbus devices)
Custom Data logger	Yes
Max. number of Xanbus devices	Up to 20 (depending on the device type)
Micro-SD card (supplied)	Read-only
Regulatory	
EMC immunity	EN61000-6-1
EMC emissions	EN61000-6-3, FCC Part 15 Class B, Ind. Canada ICES-003 Class B
Substances / environmental	RoHS



For indoor use only

Specifications are subject to change without notice.